




WATER WELL

DRILLING & SERVICE

"We Dig The Hill Country"

WATER STORAGE TANK OPTIONS

Smart solutions when your water usage
exceeds your well's production rate.

 (830) 816-3232

 info@tr-drilling.com

 www.tr-drilling.com

WHY AND WHEN A STORAGE TANK IS NECESSARY

When do you need a storage tank?

Storage tanks are needed when your water usage rate is higher than your water well's production rate.

Example

- ✔ **Well production**
5 gallons per minute (gpm)
- ✔ **Largest sprinkler zone usage**
17 gpm
- ✔ **Result**
The well alone cannot supply enough water to run the sprinkler system.

In this situation, a storage tank allows your well to:

- ✔ Fill the storage tank gradually and throughout the day and night builds up a large Supply of water.
- ✔ Use water at a higher rate than the well produces during peak usage

How it works



Benefits of a Storage Tank



Provides Emergency Water Reserve

If your pump ever fails, the stored water gives you reliable access to water while repairs are made, offering extra peace of mind.



Can Improve Water Quality

A spray bar can be installed in a storage tank which can reduce the water's iron content and allows sulfur to escape (i.e. no more stinky water and iron stains).



Protects your well system

A storage tank minimizes unnecessary pump cycling, reducing wear and helping extend the overall lifespan of your well equipment.

Overview of Storage Tank Options

We offer several storage tank options to match your property, performance needs, and aesthetic preferences:

- ▶ Poly Tanks (TLV Series)
- ▶ Concrete Tanks
- ▶ Pioneer Metal Tanks
- ▶ Aqualine Metal Tanks

POLY TANKS (TLV SERIES)

Available colors



GALLONS	DIAMETER	HEIGHT	PAD SIZE
550	5'0"	4'4"	6'6"
1.100	5'0"	8'1"	6'6"
1.125	7'1"	4'8"	8'6"
1.550	7'1"	6'8"	8'6"
2,550	7'6"	9'5"	9'0"
3,000	7'6"	10'5"	9'0"
5,050	10'0"	10'0"	12'0"

CONCRETE STORAGE TANKS

Strong, long-lasting tanks that can be finished to match your home or property design.

✓ **Durable, long-term solution**

Built for strength and reliability, ideal for residential or commercial use.

✓ **Blends into property aesthetics**

Available in multiple finish styles—Slick, Ringed and Rock-Stamped.

✓ **Custom masonry compatible**

Homeowners can have a contractor apply stone or brick to match the home's exterior, allowing the tank to blend seamlessly into the Property.



RINGS/GALLONS	DIAMETER	HEIGHT	PAD SIZE
2 RING/1,600	8'2"	6'11"	11x11"
3 RING/2,400	8'2"	9'11"	11x11"
4 RING/3,200	8'2"	12'11"	11x11"
5 RING/4,000	8'2"	15'11"	11x11"
6 RING/4,800	8'2"	18'11"	11x11"

PIONEER METAL TANKS

Premium metal tanks engineered for superior water quality and long-term performance.

✓ **Advanced antimicrobial interior lining**

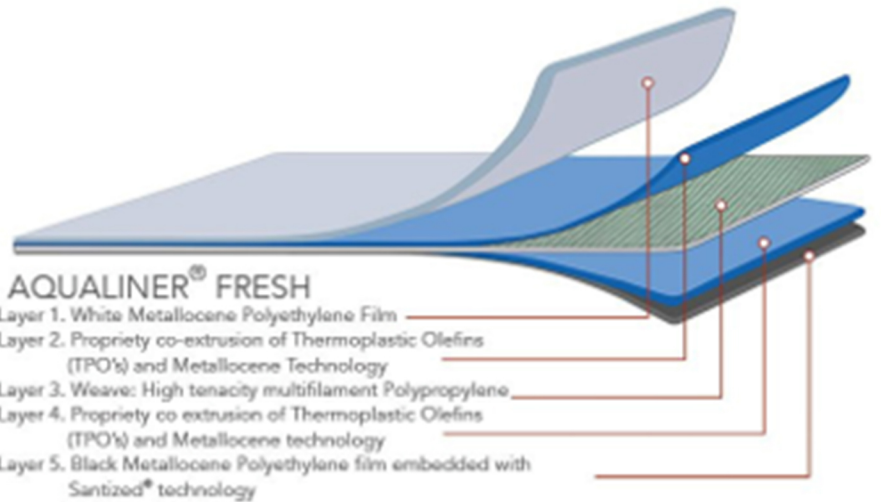
Designed to keep stored water fresher, purer, and cleaner over time.

✓ **No added taste or odor**

The liner never transfers taste to the water, preserving its natural freshness from the moment it enters the tank.

✓ **Built for long-lasting durability**

Constructed with high-quality materials to ensure reliable performance year after year.



GALLONS	DIAMETER	HEIGHT	SAND PAD	CEMENTPAD
4,990	11'0"	7'2"	17'0"	13'0"
9,907	15'5"	7'2"	21'6"	17'6"

Pioneer Water Tanks Standard Tank Color Range



CLASSIC CREAM™



MANGROVE™



PAPERBARK®



SURFMIST®



WOODLAND GREY™

Colorbond® Standard Color Range



BASALT™



COVE™



COTTAGE GREEN®



DEEP OCEAN®



DUNE®



EVENING HAZE™




GULLY™



IRONSTONE®



JASPER®



MANOR RED®



MONUMENT®



NIGHT SKY®



PALE EUCALYPT®



SHALE GREY™



TERRAIN™



WALLABY™



WINDSPRAY®

TANK DATA SHEET

Wall structure

Bluescope ZINCALUME® steel, COLORBOND® steel or COLORBOND® Ultra steel panels complying with AS1397. Most severe earthquake loads to AS1170.4. 8-80 V-LOCK wall profile to AS4600.

Steel grade

G300 ZINCALUMER steel.

Protective coating

ZINCALUMER® steel (zinc/aluminium/magnesium alloy) AM125 heavy-duty coating. Also available in COLORBOND® Steel.

Bolting specification

M10-M16 galvanized, flanged head, high tensile bolts.

Dome roof

- ✓ Bluescope ZINCALUME® steel, COLORBOND® steel or COLORBOND® Ultra steel.
- ✓ Custom orb profile.
- ✓ 0.42bmt thickness.
- ✓ High tensile G550.
- ✓ Hot dipped fully self supporting galvanized roof trusses.

Nozzles

Nozzles are manufactured from either PE100 SDR17 HDPE or hot dipped galvanized steel (available on request).

Manufacturing and installation

This can be either client or tank specific or both. Each project will be confirmed in writing and comprise a full installation, manufacturing and installation schedule. Note that Pioneer Water Tanks requires certain information prior to commencing manufacturing. This will be advised to you at the time of proposal. COLORBOND® steel.

AQUALINE METAL TANKS

✓ Dome Roof

A cost-effective, versatile design suitable for a wide range of sites.



The Dome Roof tank is the most economical and is very versatile with our ability to overhang the roof to suit rock or wood cladding. The wall height is 7'4" and the "spring" of the dome is just enough to shed water. For applications that have height restrictions, the dome is a great option.

✓ Low Profile Roof

Subtle design with minimal visual impact.



Dress up your Aqualine Water Tanks with a custom-made wood-wrapped tank. With some advance planning, Aqualine offers modifications to allow your contractor or mason to rock or brick the bottom exterior of your tank.

✓ 30 Degree Roof

A stronger, architectural roof profile for enhanced durability and style.



The 30-Degree Roof tank has a standing seam roof (12' diameter and above) that delivers strength and style. Tanks with the Standard 30-degree roof can withstand 165 MPH wind speeds. Keep in mind, that as the tank diameter increases, the height of the 30-degree roof grows with it.

✓ Wood & Stone Cladding

Custom finishes that match your property.



Aqualine developed a Low-Profile (LP) roof system that delivers that classic standing seam look without the expansive height. Currently, the LP roof is available on 21' 24", 27' 30" and 33' tanks.

These tanks also come in multiple colors. See the following page for details

MODEL/GALLONS	DIAMETER	HEIGHT	SAND PAD	CEMENTPAD
602/1,535	6'0"	8'9"	12'0"	8'0"
902/3,453	9'0"	9'7"	15'0"	11'0"
1202/6,139	12'0"	10'9"	18'0"	14'0"

AQUALINE WATER TANKS

DuraCoat Color Options

Enhance your Aqualine tank with durable, long-lasting DuraCoat colors designed to match most common gutter and downspout finishes. These standard colors provide seamless aesthetic integration with residential and commercial properties.

PIONEER WATER TANKS STANDARD TANK COLOR RANGE



CLASSIC CREAM™



MANGROVE™



PAPERBARK®



SURFMIST®



WOODLAND GREY™

Colorbond® Standard Color Range



BASALT™



COVE™



COTTAGE GREEN®



DEEP OCEAN®



DUNE®



EVENING HAZE™




GULLY™



IRONSTONE®




JASPER®



MANOR RED®



MONUMENT®



NIGHT SKY®



PALE EUCALYPT®



SHALE GREY™



TERRAIN™



WALLABY™



WINDSPRAY®

Custom Color Options

If you need a specific architectural match or unique project color, custom finishes are available upon request for an additional cost. This allows full design flexibility while maintaining the strength and performance of an Aqualine tank.

Premium Finish Protection

Aqualine's DuraCoat finish is engineered for exceptional exterior durability and long-term color retention. Each tank surface is protected by a 20-year warranty against cracking and peeling, ensuring your tank maintains its appearance for decades.

